

Statistical Analysis of Copper Doped Titanium Dioxide

Mohammed RASHEED ^{a,*}, Mohammed Abdelhadi Sarhan ^b, Ahmed Shawki Jaber ^b, Dikra Bouras ^d, Mustafa Nuhad Al-Darraji ^e, Ahmed Rashid ^f

^aApplied Sciences Department, University of Technology- Iraq, Email: rasheed.mohammed40@yahoo.com, mohammed.s.rasheed@uotechnology.edu.iq

^b Mathematics Science Department, College of Science, Mustansiriyah University, Baghdad, Iraq, Email: mohraf_98@uomustansiriyah.edu.iq

^c Mathematics Science Department, College of Science, Mustansiriyah University, Baghdad, Iraq, Email: a.s.jaber20@uomustansiriyah.edu.iq

^d Laboratory of Active Components and Materials (LCAM), University of Larbi Ben M'hidi, 04000 Oum El Bouaghi, Algeria. Email: bouras.dhikra@yahoo.fr

^e Department of Biology, College of Science, University of Al-Anbar, Iraq, Email: sc.mustafa_nt79@uoanbar.edu.iq

^f Al Iraqia University, College of Arts, Baghdad, Iraq, Email: ahmed_rashed@aliraqia.edu.iq

ARTICLE INFO

Article history:

Received: 01 /07/2022

Revised form: 01/09/2022

Accepted : 11 /09/2022

Available online: 24 /09/2022

Keywords:

Cu:TiO₂, SD, thermal properties, hardness, optical microscope.

ABSTRACT

In this research, titanium dioxide and Al nanoparticles were purchased from a Chinese company, then the copper materials were added in three ratios that are (0, 1, 2, 3, and 5) wt.%. The use of dry press method through a hydraulic press from one direction, using a mold of diameter of 10 mm to obtain a ceramic compressed dimension that was firing at a temperature of 900 °C. The thermal conductivity is studied for all samples that include pure with the copper added proportions and compared between them when adding the proportions for copper the ratio of 2 wt.% is the highest conductivity among the used ratios. For the mechanical properties, which included the hardness when adding percentage from copper to TiO₂ 2 wt.% ratio showed is the highest hardness value between other ratios, the samples surface, taking surface pictures of the samples through an optical microscope.

MSC. 41A25; 41A35; 41A36

DOI 10.29304/jqcm.2022.14.3.1030

1. Introduction

TiO₂ is the most abundant element, and it is one of the fifty-ninth minerals that make up the earth's crust (0.6% of its mass). It is present in most igneous rocks and sediments and derived from them (as well as in living organisms and natural bodies of water). Of the 801 types of igneous rocks analyzed by the United States Geological Survey, its share in soils is about (0.5-1.5) % titanium.

*Corresponding author: Mohammed RASHEED

Email addresses: mohammed.s.rasheed@uotechnology.edu.iq

Communicated by: Alaa Hussein Hamadi

Titanium dioxide (or titanium dioxide) or titania is a naturally occurring oxide of titanium, with the chemical formula TiO_2 . When used as a pigment, it is called Titanium White, Pigment White 6 CI 77891. Titanium dioxide is popular for its many uses, from paint and sunscreen to food coloring. When used as a food coloring, it has the number (E171).

Application of titanium dioxide is a photocatalytic behavior [1-3], high-temperature energy devices [4], antibacterial activity [5], supercapacitor [6], solar cells [7], gas sensor [8, 9], for other applications for [10-49].

The goal of this project is to demonstrate the use of the dopant copper with the TiO_2 nanomaterials, then study the characterization of the materials obtained. The basic contributions in this thesis are enumerated as follows:

1. Preparation of $\text{Cu}:\text{TiO}_2$ (0, 1, 2, 3 and 5) wt.%.
2. Investigate the mechanical properties (Hardness) of $\text{Cu}:\text{TiO}_2$ (0, 1, 2, 3 and 5) wt.%.
3. Demonstrate the thermal properties of $\text{Cu}:\text{TiO}_2$ (0, 1, 2, 3 and 5) wt.%.
4. Study the surface morphology of $\text{Cu}:\text{TiO}_2$ (0, 1, 2, 3 and 5) wt.%.

2. Experimental work

2.1. Materials

In this section, the practical part of the project will be presented, where it deals with a description of the materials and devices used in the analysis of the measurement of samples such as thermal conductivity, hardness, and optical microscope images.

The instruments have been used in the Table 1.

Table 1: Instruments used in the measurements of thin films.

No	Instrument	Model	Company
1	Thermal Conductivity	Giffia, George Ltd	UK
2	Shore-D	ISO 14577-1	UK
4	HOT-Plate+ Magnetic Stirrer	T2-HS390	UK
5	Analytical Balance	OHAUS	France
6	Hydraulic Press	XJU-145	UK

Samples were placed in the device between two temperature probes, with a temperature change measured through the thermometer placed in the device for an hour.

The amount of heat transferred through the specimen was calculated from the following equation

$$H = I \times V = \pi r^2 e (T_A + T_B) + 2\pi r e [d_A T_A + d_s (1/2)(T_A + T_B) + d_B T_B + d_C T_C] \quad (1)$$

where: $I \times V$: Thermal energy, which passed through the heating coil after reaching to equilibrium thermal state, I: Current (0.25 A), V: Voltage (6 V), Time (1 h), e: Temperature amount (thermal energy) passed through a unit area of disc material for each second ($\text{W/m}^2 \cdot \text{k}$), d_s : Thickness of the sample (mm), d_A , d_B , and d_C : thickness of the disc (A, B and C) respectively, r: disc's radius (mm), T_A , T_B , T_C : temperatures of the disc (A, B and C), respectively.

From calculated (e), (K) can be calculated as in following equation:

$$K((T_A - T_B)/d_s) = e[T_A + 2/r(d_A + 1/4 d_s) T_A + 1/(2rd_s) d_s T_B] \quad (2)$$

K: coefficient of thermal conductivity for specimen (W/m.k).

The Shore Hardness meter was used to measure material hardness. Material hardness is defined as measuring material resistance to a permanent change in the shape when applying a force with hardness at constant pressure. Hardness is related to the soft deformation of the surface. There are mechanical properties related to hardness, such as soft strength and resistance to fatigue. Hardness testing scales are defined by ISO 14577-1.

The simplified optical wave path of a conventional optical microscope. The modern optical microscope is able to magnify an object by 1600 times with the 0.2 m limit in spatial resolution.

3. Mechanism of the work

1. The materials were mixed with ethanol of 99% purity and then placed on the magnetic mixing device to ensure homogeneity between the materials and prevent agglomeration occurring in the material.
2. After the mixing process, the mixture is placed in a drying oven at a temperature of 60 °C, after which the grinding process is done to obtain a homogeneous powder.
3. In this step, the dry press is used using a one-way hydraulic press with a pressure of 3 tons, after forming, coal was applied to the samples to reduce oxidation and the samples were placed in the oven at a temperature of 900 °C for two hours. As for the sintering process, the temperature was raised within two hours and kept at 900 °C.

4. Results and Discussion

Optical Microscope magnification power compound depends on the ocular and the objective lenses, the final magnification is 1600X. Figure 1 shows the surface by optical microscope to TiO₂ with percentage Cu (1, 2, 3 and 5) wt.% (1600X) respectively.




Figure 1: Surface by optical microscope to TiO₂ with percentage Cu (0, 1, 2 and 3) wt.% (1600X) respectively.

Through a light microscope, the surface of a material TiO₂ pure was observed. The homogeneity of the particles with each other and that the surface did not contain cracks, when adding the proportions of Al to TiO₂, note that there is Cu particles that are molten and linked with TiO₂ particles, which means that there is a strong bond between TiO₂ and Al practical, which reduces the cracks and holes in the material.

In the hardness test, the material's ability to be implemented or scratched is evaluated, and its hardness is measured. Generally, the hardness is greatly improved by decreasing *d*, the shore diameter is a device for measuring the hardness, higher numbers on the scale indicate a greater resistance to indentation and thus harder materials.

Lower numbers indicate less resistance and softer materials. Table 2 shows the hardness results obtained within Shore during the extra hard range and the highest hardness is TiO₂. Figure 2 shows the relationship between TiO₂, the percentage of Cu added to it and hardness.

Table 2: The values of the change in hardness after adding Cu (0, 1, 2, 3) wt.%.

Samples (%)	Hardness
TiO ₂ pure-0	90.2
Cu:TiO ₂ -1	87.9
Cu:TiO ₂ - 2	86.5
Cu:TiO ₂ -3	82.4

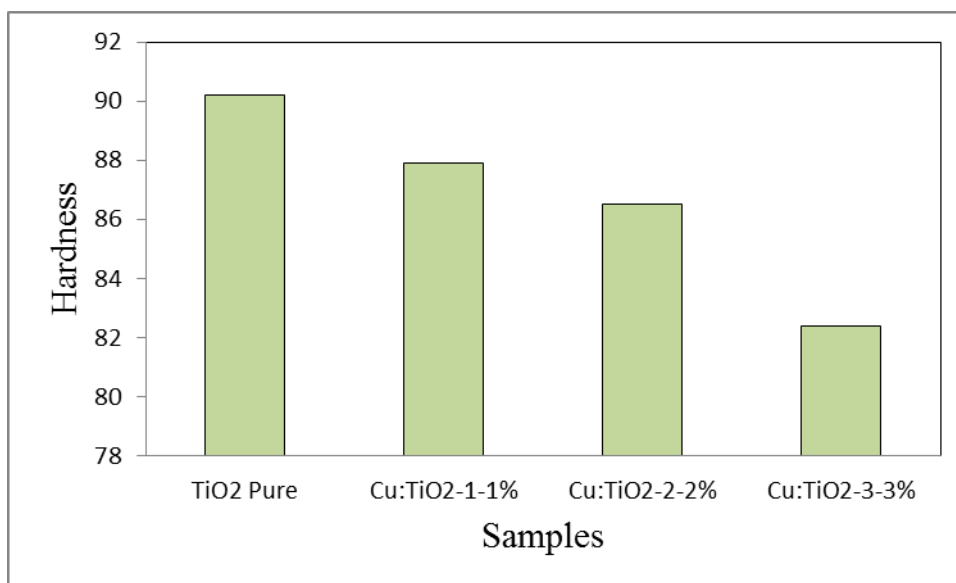


Figure 2: Hardness values of Cu:TiO₂ samples.

Table 3 shows the results obtained through equation 1 and 2 the temperature passing through the material was measured to measure the material's ability of thermal conductivity and that highest heat conductivity is the 3% (wt.) ratio. Figure 3 shows the relationship between TiO₂, the percentage of Cu added to it and thermal conductivity.

Table 3: The values of the change in thermal conductivity after adding Cu (0, 1, 2, 3) wt.%.

Sample (%)	T _A °C	T _B °C	T _C °C	ds(mm)	e (W/m ² .°C)	K(W/m.°c)
Cu:TiO ₂ -0	28	30	28	1.30	6.551291436	0.203663538
Cu:TiO ₂ -1	32	33	33	1.90	7.067890337	0.203663538
Cu:TiO ₂ -2	29	32	32	1.88	6.249048887	0.406212989
Cu:TiO ₂ -3	28	30	28	1.40	6.617801232	0.102893198

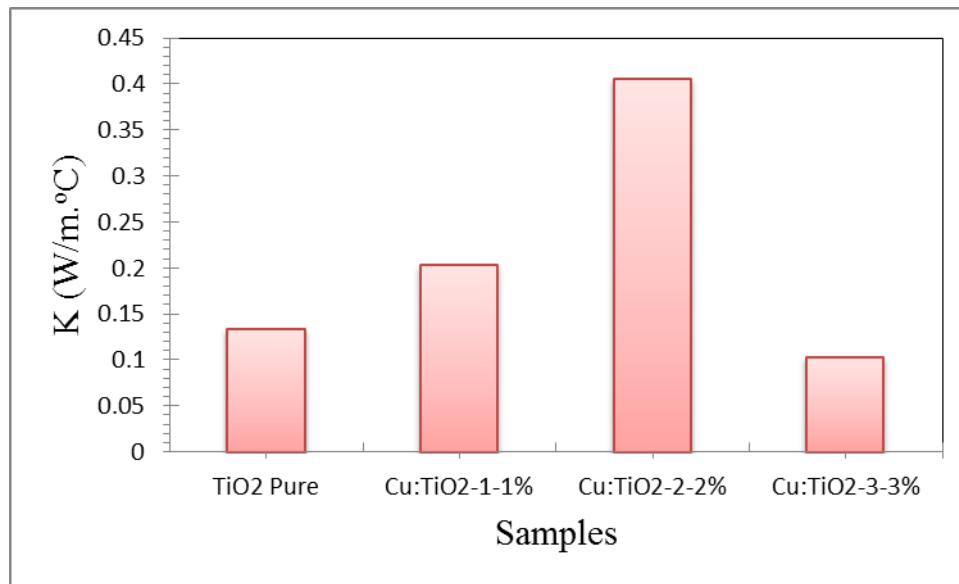


Figure 3: Thermal conductivity of Cu:TiO₂ after adding Cu (0, 1, 2, 3) wt.% samples.

In Figure 3, the thermal conductivity property of the material and Copper additives is shown: it was noticed through the results that Titanium dioxide nanoparticles were less conductive of heat between the ratios used because the thermal conductivity decreases with the decrease of the material particle size. The mechanism of heat transfer by electrons was more efficient than the contribution of a phonon. The 2 wt.% ratio was considered the highest thermal conductivity.

4.1. Standard Deviation (SD)

In science, it is typical to publish both the standard deviation of the data and the standard error of the estimate. Effects that deviate by more than two standard deviations from the null hypothesis are regarded as statistically significant and serve as a safeguard against erroneous conclusions that are really the result of measurement mistakes in random samples. To measure the extent of statistical dispersion and the most widely used among the measures of statistical dispersion, the standard deviation of a variable was calculated from the arithmetic mean using the following relationship:

$$\bar{x} = \frac{\sum x}{N} = \frac{x_1 + x_2 + \dots + x_N}{n} = \frac{347}{4} = 86.75$$

(1)

$$\bar{x} = \frac{\sum x}{N} = \frac{x_1 + x_2 + \dots + x_N}{n} = \frac{26.48603189}{4} = 6.621507973$$

(2)

$$\bar{x} = \frac{\sum x}{N} = \frac{x_1 + x_2 + \dots + x_N}{n} = \frac{0.916433263}{4} = 0.229108316$$

(3)

where \bar{x} the mean or mean, x the percentage of addition, N the number of samples prepared.

Table 4, 5 and 6 represent the SD of the values for Tables 2 and 3.

Table 4: The SD of the sample's value for Hardness measurement.

x	$x - \bar{x}$	$(x - \bar{x})^2$
90.2	3.45	11.9025
87.9	1.15	1.3225
86.5	-0.25	0.0625
82.4	-4.35	18.9225

In the latter, you write the deviation relationship as follows:

$$\sigma = \sqrt{\frac{1}{N} \sum_{i=1}^N (x - \bar{x})^2} = 2.837692725$$

Table 5: The SD of the sample's value for e measurement.

x	$x - \bar{x}$	$(x - \bar{x})^2$
6.551291436	-0.070216537	0.004930362
7.067890337	0.446382364	0.199257215
6.249048887	-0.372459086	0.138725771
6.617801232	-0.003706741	1.37399E-05

In the latter, you write the deviation relationship as follows:

$$\sigma = \sqrt{\frac{1}{N} \sum_{i=1}^N (x - \bar{x})^2} = 0.292799884$$

Table 6: The SD of the sample's value for k measurement.

x	$x - \bar{x}$	$(x - \bar{x})^2$
0.203663538	-0.025444778	0.000647437
0.203663538	-0.025444778	0.000647437
0.406212989	0.177104673	0.031366065
0.102893198	-0.126215118	0.015930256

In the latter, you write the deviation relationship as follows:

$$\sigma = \sqrt{\frac{1}{N} \sum_{i=1}^N (x - \bar{x})^2} = 0.110217053$$

5. Conclusion

1. After explaining the process mechanism and working on the results, they can be summarized in the conclusion
1. Titanium dioxide and Cu materials were purchased from a Chinese company.
2. The proportions of Cu (0, 1, 2, 3, 5) wt.% respectively, were added to titanium dioxide.
3. The hardness of the samples was measured and it was noticed that the TiO₂ pure sample has the highest hardness and that the highest hardness of the added proportions of the Cu material is 2 wt.%.

4. The surface of the sample was observed by optical microscope. It was observed that the metal particles were dissolved between the TiO₂ particles, it was observed with an optical microscope at a capacity of 1600X magnification.

References

- [1] Ahadi, Sina, Nikta S. Moalej, and Saeed Sheibani. "Characteristics and photocatalytic behavior of Fe and Cu doped TiO₂ prepared by combined sol-gel and mechanical alloying." *Solid State Sciences* 96 (2019): 105975.
- [2] Di Paola, A., E. Garcia-López, S. Ikeda, G. Marci, B. Ohtani, and L. Palmisano. "Photocatalytic degradation of organic compounds in aqueous systems by transition metal doped polycrystalline TiO₂." *Catalysis Today* 75, no. 1-4 (2002): 87-93.
- [3] Colón, G., M. Maicu, MC S. Hidalgo, and J. A. Navío. "Cu-doped TiO₂ systems with improved photocatalytic activity." *Applied Catalysis B: Environmental* 67, no. 1-2 (2006): 41-51.
- [4] Momin, Naeemakhtar, J. Manjanna, K. S. Rane, Amit Kumar, S. Senthilkumar, and S. T. Aruna. "Structural and ionic conductivity of Cu-doped titania (Ti_{0.95}Cu_{0.05}O_{2-δ}) for high temperature energy devices." *Ceramics International* 47, no. 7 (2021): 10284-10290.
- [5] Wu, Bing, Rick Huang, Manoranjan Sahu, Xueyang Feng, Pratim Biswas, and Yinjie J. Tang. "Bacterial responses to Cu-doped TiO₂ nanoparticles." *Science of the total environment* 408, no. 7 (2010): 1755-1758.
- [6] Wang, Qiang, Z. H. Wen, and J. H. Li. "A hybrid supercapacitor fabricated with a carbon nanotube cathode and a TiO₂-B nanowire anode." *Advanced Functional Materials* 16, no. 16 (2006): 2141-2146.
- [7] Etgar, Lioz, Peng Gao, Zhaosheng Xue, Qin Peng, Aravind Kumar Chandiran, Bin Liu, Md K. Nazeeruddin, and Michael Grätzel. "Mesoscopic CH₃NH₃PbI₃/TiO₂ heterojunction solar cells." *Journal of the American Chemical Society* 134, no. 42 (2012): 17396-17399.
- [8] Ferroni, Matteo, Vincenzo Guidi, Giuliano Martinelli, G. Faglia, P. Nelli, and G. Sberveglieri. "Characterization of a nanosized TiO₂ gas sensor." *Nanostructured materials* 7, no. 7 (1996): 709-718.
- [9] Fadhel, Fadhel S., Suha N. Al-Rawi, and Nabaa N. Hasan. "Generalized Spline Approximation Method for Solving Ordinary and Partial Differential Equations." *Engineering and Technology Journal* 28, no. 14 (2010).
- [10] Rasheed, Mohammed, and Régis Barillé. "Room temperature deposition of ZnO and Al: ZnO ultrathin films on glass and PET substrates by DC sputtering technique" *Optical and Quantum Electronics* 49, no. 5 (2017): 1-14.
- [11] Kadri, Emna, Monem Krichen, Rasheed Mohammed, Abdelaziz Zouari, and Kamel Khirouni. "Electrical transport mechanisms in amorphous silicon/crystalline silicon germanium heterojunction solar cell: impact of passivation layer in conversion efficiency" *Optical and Quantum Electronics* 48, no. 12 (2016): 1-15.
- [12] Rasheed, Mohammed S. "Approximate Solutions of Barker Equation in Parabolic Orbits" *Engineering & Technology Journal* 28, no. 3 (2010): 492-499.
- [13] Kadri, Emna, Khaled Dhahri, Amira Zaafouri, Monem Krichen, Mohammed Rasheed, Kamel Khirouni, and Régis Barillé. "Ac conductivity and dielectric behavior of a-Si: H/c-Si-*y*Gey/p-Si thin films synthesized by molecular beam epitaxial method" *Journal of Alloys and Compounds* 705 (2017): 708-713.
- [14] Kadri, Emna, Olfa Messaoudi, Monem Krichen, Khaled Dhahri, Mohammed Rasheed, Essebti Dhahri, Abdelaziz Zouari, Kamel Khirouni, and Régis Barillé. "Optical and electrical properties of SiGe/Si solar cell heterostructures: Ellipsometric study" *Journal of Alloys and Compounds* 721 (2017): 779-783.
- [15] Aukštuolis, Andrius, Mihaela Girtan, George A. Mousdis, Romain Mallet, Marcela Socol, Mohamed Rasheed, and Anca Stanculescu. "Measurement of charge carrier mobility in perovskite nanowire films by photo-CELIV method" *Proceedings of the Romanian Academy Series a-Mathematics Physics Technical Sciences Information Science* 18, no. 1 (2017): 34-41.
- [16] Boumezoued, A., K. Guergouri, R. Barille, D. Rechem, M. Zaabat, and M. Rasheed. "ZnO nanopowders doped with bismuth oxide, from synthesis to electrical application" *Journal of Alloys and Compounds* 791 (2019): 550-558.
- [17] Abdulrahman, Asma Abdulelah, Mohammed Rasheed, and Suha Shihab. "The Analytic of image processing smoothing spaces using wavelet" In *Journal of Physics: Conference Series*, vol. 1879, no. 2, p. 022118. IOP Publishing, 2021.
- [18] Bouras, D., A. Mecif, R. Barillé, A. Harabi, M. Rasheed, A. Mahdjoub, and M. Zaabat. "Cu: ZnO deposited on porous ceramic substrates by a simple thermal method for photocatalytic application" *Ceramics International* 44, no. 17 (2018): 21546-21555.
- [19] Kadri, Emna, Khaled Dhahri, Régis Barillé, and Mohamed Rasheed. "Novel method for the determination of the optical conductivity and dielectric constant of SiGe thin films using Kato-Adachi dispersion model" *Phase Transitions* 94, no. 2 (2021): 65-76.
- [20] Dkhalalli, F., S. Megdiche, K. Guidara, M. Rasheed, R. Barillé, and M. Megdiche. "AC conductivity evolution in bulk and grain boundary response of sodium tungstate Na₂WO₄" *Ionics* 24, no. 1 (2018): 169-180.
- [21] Rasheed, M., and R. Barillé. "Comparison the optical properties for Bi₂O₃ and NiO ultrathin films deposited on different substrates by DC sputtering technique for transparent electronics" *Journal of Alloys and Compounds* 728 (2017): 1186-1198.
- [22] Enneffatia, M., M. Rasheed, B. Louatia, K. Guidaraa, S. Shihab, and R. Barillé. "Investigation of structural, morphology, optical properties and electrical transport conduction of Li_{0.25}Na_{0.75}CdVO₄ compound" In *Journal of Physics: Conference Series*, vol. 1795, no. 1, p. 012050. IOP Publishing, 2021.
- [23] Rasheed, M., O. Y. Mohammed, S. Shihab, and Aqeel Al-Adili. "Explicit Numerical Model of Solar Cells to Determine Current and Voltage" In *Journal of Physics: Conference Series*, vol. 1795, no. 1, p. 012043. IOP Publishing, 2021.
- [24] Rasheed, M., O. Y. Mohammed, S. Shihab, and Aqeel Al-Adili. "A comparative Analysis of PV Cell Mathematical Model" In *Journal of Physics: Conference Series*, vol. 1795, no. 1, p. 012042. IOP Publishing, 2021.
- [25] Rasheed, M., S. Shihab, and O. Wissam Sabah. "An investigation of the structural, electrical and optical properties of graphene-oxide thin films using different solvents" In *Journal of Physics: Conference Series*, vol. 1795, no. 1, p. 012052. IOP Publishing, 2021.
- [26] Abbas, M. M., and M. Rasheed. "Solid State Reaction Synthesis and Characterization of Cu doped TiO₂ Nanomaterials" In *Journal of Physics: Conference Series*, vol. 1795, no. 1, p. 012059. IOP Publishing, 2021.

- [27] Enneffati, Marwa, Bassem Louati, Kamel Guidara, Mohammed Rasheed, and Régis Barillé. "Crystal structure characterization and AC electrical conduction behavior of sodium cadmium orthophosphate" *Journal of Materials Science: Materials in Electronics* 29, no. 1 (2018): 171-179.
- [28] Enneffati, Marwa, Mohammed Rasheed, Bassem Louati, Kamel Guidara, and Régis Barillé. "Morphology, UV-visible and ellipsometric studies of sodium lithium orthovanadate" *Optical and Quantum Electronics* 51, no. 9 (2019): 1-19.
- [29] Enneffati, Marwa, Mohammed Rasheed, Narjes Aouani, Bassem Louati, Kamel Guidara, and Régis Barillé. "Synthesis and Characterization of a Novel Sm⁺³ Activated NaCdVO₄ Phosphors for Red Emitting Material" (2021).
- [30] Rasheed, Mohammed, Ali Hassan Ali, Osama Alabdali, Suha Shihab, Ahmed Rashid, Taha Rashid, and Saad Hussein Abed Hamad. "The Effectiveness of the Finite Differences Method on Physical and Medical Images Based on a Heat Diffusion Equation" In *Journal of Physics: Conference Series*, vol. 1999, no. 1, p. 012080. IOP Publishing, 2021.
- [31] Rasheed, Mohammed, and Régis Barillé. "Optical constants of DC sputtering derived ITO, TiO₂ and TiO₂:Nb thin films characterized by spectrophotometry and spectroscopic ellipsometry for optoelectronic devices" *Journal of Non-Crystalline Solids* 476 (2017): 1-14.
- [32] Rasheed, Mohammed, Mustafa Nuhad Al-Darraj, Suha Shihab, Ahmed Rashid, and Taha Rashid. "The numerical Calculations of Single-Diode Solar Cell Modeling Parameters" In *Journal of Physics: Conference Series*, vol. 1963, no. 1, p. 012058. IOP Publishing, 2021.
- [33] Rasheed, Mohammed, Mustafa Nuhad Al-Darraj, Suha Shihab, Ahmed Rashid, and Taha Rashid. "Solar PV Modelling and Parameter Extraction Using Iterative Algorithms" In *Journal of Physics: Conference Series*, vol. 1963, no. 1, p. 012059. IOP Publishing, 2021.
- [34] Rasheed, Mohammed, Osama Alabdali, and Suha Shihab. "A New Technique for Solar Cell Parameters Estimation of The Single-Diode Model" In *Journal of Physics: Conference Series*, vol. 1879, no. 3, p. 032120. IOP Publishing, 2021.
- [35] Rasheed, Mohammed, Osama Alabdali, and Hussein Hadi Hassan. "Parameters Extraction of a Single-Diode Model of Photovoltaic Cell Using False Position Iterative Method" In *Journal of Physics: Conference Series*, vol. 1879, no. 3, p. 032113. IOP Publishing, 2021.
- [36] Sarhan, Mohammed Abdulhadi, Suha Shihab, Bushra E. Kashem, and Mohammed Rasheed. "New Exact Operational Shifted Pell Matrices and Their Application in Astrophysics" In *Journal of Physics: Conference Series*, vol. 1879, no. 2, p. 022122. IOP Publishing, 2021.
- [37] Rasheed, Mohammed S. "An Improved Algorithm For The Solution of Kepler's Equation For An Elliptical Orbit" *Engineering & Technology Journal* 28, no. 7 (2010): 1316-1320.
- [38] Shihab, Suha, Mohammed Rasheed, Osama Alabdali, and Asma Abdulelah Abdulrahman. "A Novel Predictor-Corrector Hally Technique for Determining The Parameters for Nonlinear Solar Cell Equation" In *Journal of Physics: Conference Series*, vol. 1879, no. 2, p. 022120. IOP Publishing, 2021.
- [39] Saidani, T., M. Zaabat, M. S. Aida, R. Barille, M. Rasheed, and Y. Almohamed. "Influence of precursor source on sol-gel deposited ZnO thin films properties" *Journal of Materials Science: Materials in Electronics* 28, no. 13 (2017): 9252-9257.
- [40] Saidi, Wassila, Nasreddine Hfaïdh, Mohammed Rasheed, Mihaela Girtan, Adel Megriche, and Mohamed EL Maaoui. "Effect of B₂O₃ addition on optical and structural properties of TiO₂ as a new blocking layer for multiple dye sensitive solar cell application (DSSC)" *RSC Advances* 6, no. 73 (2016): 68819-68826.
- [41] Dkhilalli, F., S. Megdiche Borchani, M. Rasheed, R. Barille, K. Guidara, and M. Megdiche. "Structural, dielectric, and optical properties of the zinc tungstate ZnWO₄ compound" *Journal of Materials Science: Materials in Electronics* 29, no. 8 (2018): 6297-6307.
- [42] Dkhilalli, F., S. Megdiche Borchani, M. Rasheed, R. Barille, S. Shihab, K. Guidara, and M. Megdiche. "Characterizations and morphology of sodium tungstate particles" *Royal Society open science* 5, no. 8 (2018): 172214.
- [43] Rasheed, M., S. Shihab, O. Y. Mohammed, and Aqeel Al-Adili. "Parameters Estimation of Photovoltaic Model Using Nonlinear Algorithms" In *Journal of Physics: Conference Series*, vol. 1795, no. 1, p. 012058. IOP Publishing, 2021.
- [44] Rasheed, Mohammed, Suha Shihab, Osama Alabdali, Ahmed Rashid, and Taha Rashid. "Finding Roots of Nonlinear Equation for Optoelectronic Device" In *Journal of Physics: Conference Series*, vol. 1999, no. 1, p. 012077. IOP Publishing, 2021.
- [45] Rasheed, Mohammed, Osama Alabdali, Suha Shihab, Ahmed Rashid, and Taha Rashid. "On the Solution of Nonlinear Equation for Photovoltaic Cell Using New Iterative Algorithms" In *Journal of Physics: Conference Series*, vol. 1999, no. 1, p. 012078. IOP Publishing, 2021.
- [46] Azaza, N. Ben, Slim Elleuch, Mohammed Rasheed, Denis Gindre, Souhir Abid, Régis Barillé, Younes Abid, and Houcine Ammar. "3-(p-nitrophenyl) Coumarin derivatives: Synthesis, linear and nonlinear optical properties" *Optical Materials* 96 (2019): 109328.
- [47] Alabdali, Osama, Suha Shihab, Mohammed Rasheed, and Taha Rashid. "Orthogonal Boubaker-Turki Polynomials Algorithm for Problems Arising in Engineering" In *AIP Conference Proceedings*, vol. 2386, no. 1, p. 050019. AIP Publishing LLC, 2022.
- [48] Jalal, Rasha, Suha Shihab, Mohammed Abed Alhadi, and Mohammed Rasheed. "Spectral Numerical Algorithm for Solving Optimal Control Using Boubaker-Turki Operational Matrices" In *Journal of Physics: Conference Series*, vol. 1660, no. 1, p. 012090. IOP Publishing, 2020.
- [49] Gharbi, S., R. Dhahri, M. Rasheed, E. Dhahri, R. Barille, M. Rguiti, A. Tozri, and Mohamed R. Berber. "Effect of Bi substitution on nanostructural, morphologic, and electrical behavior of nanocrystalline La_{1-x}BixNi_{0.5}Ti_{0.5}O₃ (x=0 and x=0.2) for the electrical devices" *Materials Science and Engineering: B* 270 (2021): 115191.
- [50]